



Volvo Construction Equipment

# L110H, L120H

Volvo Wheel Loaders 18-21.6 t 260-276 hp



## Progress is in our DNA

Since introducing our first wheel loader, Volvo has continued to refine its concept for more than half a century. Over the years, we have revolutionized our machines, bringing customers unparalleled productivity and efficiency.

1954

The world's first wheel loader to feature a parallel lift arm system and attachment bracket with quick coupler – the H-10

1973

The first wheel loader with direct injected turbo engine – Volvo BM 1641

Volvo introduced the world's first truly low-emission diesel engines in construction equipment (1974)

1981

Volvo introduced the world's first automatic gear shifting system (Automatic Power Shift) and load sensing hydraulic technology

1988

Comfort Drive Control

1990

Boom suspension system

Volvo patented Torque Parallel linkage (1991)

# SMARTER, STRONGER, FASTER

The new H-series L110 and L120 may boast the same striking design as their forerunners, but these machines have been updated with the latest innovative technology, promoting greater productivity and fuel efficiency. Ready to tackle a range of applications, enjoy the same reliability and quality you'd expect from your Volvo wheel loader and more.





2009

Volvo sets the standard for the attachment bracket (ISO 23727)

2010

OptiShift  
CareTrack

2016

Load Assist, powered by the award-winning Volvo Co-Pilot

2017

New generation OptiShift

### With you for the long run

As your trusted partner in production, Volvo is here to support you with the best equipment for the job. Boasting a comprehensive portfolio of attachments designed to complement your machines performance, as well as a range of services to boost your profitability, we'll help you tailor the perfect package to suit your business needs.



# Smarter operation

Engineered for efficient and smart work, the innovative L110H and L120H wheel loaders combine the latest Volvo technology with power and upgraded features, resulting in 20% greater fuel efficiency than the G-series.

## New generation OptiShift

For improved cycle times and greater fuel efficiency, customize the lock-up engagement of your machine, with new generation OptiShift. The improved technology integrates the Reverse By Braking function and the new torque converter with lock-up, creating a direct drive between the engine and transmission.



## Reverse By Braking

Extend the life of your machine's components and increase operator comfort with Reverse By Braking (RBB) – patented by Volvo. The braking function slows the machine when the operator wants to change direction, by reducing engine rpm and automatically applying the service brakes, reducing stress on the drivetrain.



## Power up, fuel down

Built on decades of experience and featuring the most advanced technology, the powerful Volvo engine delivers high torque at low rpm, for superior performance.



## Eco pedal

Save on machine wear and increase fuel efficiency with the eco pedal. Uniquely designed by Volvo, the eco pedal encourages economical operation, by applying a mechanical push-back force in response to excess use of the accelerator.







# UP TO 20% GREATER FUEL EFFICIENCY

Do more with less fuel, the H-series machine updates offer up to 20% greater fuel efficiency than the G-series. Contributing to the increase is the powerful engine, second generation OptiShift – which can be optionally integrated – attachment optimization and the new dry P-Brake, which eliminates drag losses.





# LOAD ASSIST

Unlock the full potential of your machine's productivity with Load Assist, a dynamic load weighing system with  $\pm 2\%$  accuracy. Powered by the 10" Volvo Co-Pilot touchscreen, the system enables you to monitor the amount of material moved and easily manage work orders – the data can then be stored and accessed remotely. In addition, you can track your machine's fuel efficiency with the help of CareTrack.

# Made to move

Boosting productivity by up to 5% – in comparison to the G-series – the L110H and L120H are fitted with a new transmission and improved technology. Enhanced by Load Assist and CareTrack, the intelligent systems offer valuable insight about your operations, reducing fuel consumption and cycle times.

## Boost your productivity by up to 5%

The H-series machine updates offer up to 5% greater productivity than the G-series. For ultimate stability and high efficiency, the L110H and L120H have been upgraded with a new transmission, which works in harmony with the engine and axels. The new converter delivers increased torque output, resulting in better performance at low speeds. For faster acceleration and smooth operation, the steps between gears have been reduced.



*“The machines are productive and very durable, especially when working non-stop in our climate, which is tough during winter months.”*

**Leszek Kardaszynski, Director of logistics and investment, UNIKOST (Poland)**



## Comfortably productive

Customize your machine and ensure precise control of hydraulic functions, with the choice of single or multi levers. To get the most out of each operation, select from three hydraulic modes, according to your preferred responsiveness.



## Bucket leveling function

Take your productivity to the next level with the new bucket leveling function. Automatically return the bucket to level from both dump and curl positions, enhancing operator performance.



# Loaded for versatility

Get the most out of your wheel loader with a range of purpose built attachments. Form one solid and reliable unit, with attachments that are ideally matched by size and design to your machine's parameters – including link-arm geometry, breakout and lifting forces. And if we don't have the right attachment, Volvo can custom build one to your specific requirements.

## Fork applications

Take your pick from a range of Volvo forks, offering stability and good visibility. Achieve precise control and ultimate productivity, thanks to the reach and parallel lift-arm action of the loader unit, offering the perfect combination with fork attachments.



## Rehandling

Experience up to 5% greater productivity with a new range of Volvo Rehandling buckets. The redesigned buckets are easier to fill and minimize spillage, thanks to new convex sides and the improved spill guard. To prevent spillage and absorb shocks, opt for the Boom Suspension System, which automatically engages, depending on gear or speed selection.



## Waste and recycling

Put waste in its place with a full line of dedicated attachments and machine configurations. Designed specifically for waste handling, the robust attachments will ensure efficient and productive operation.



## Log handling

Designed for high lifting force and tilt out force, and offering maximum stability in log handling applications, select from a choice of general purpose grapples, sorting grapples and unloading grapples.







# TORQUE PARALLEL LINKAGE

For strength in demanding applications, Volvo's unique Torque Parallel (TP) linkage provides high breakout torque and ultimate parallel movement throughout the entire lifting range. The linkage offers stability during loading and carrying and allows easy filling of the buckets. For long lasting performance, the lifting arm has double sealing on each of the pins.

# Intelligently productive

## UP TO 20% GREATER FUEL EFFICIENCY

- New generation OptiShift
- New dry P-brake
- Eco pedal
- Reverse By Braking (RBB)
- Matched Volvo attachments

## MAXIMIZE YOUR UPTIME

- Strong frame and central hinge
- Electronically-operated engine hood
- Brake wear indicators
- Outboard mounted brakes
- Replaceable breather filters





## BOOST YOUR PRODUCTIVITY BY UP TO 5%

- New transmission and gear ratio
- Choice of single or multi levers
- Choice of three hydraulic modes
- Bucket leveling function
- Load Assist

## PERFECT YOUR PERFORMANCE

- New adjustable seat
- New rear view mirrors
- Comfort Drive Control - Option
- Radar detect system, Rear-view camera - Options




## HERE TO SUPPORT YOU

- Genuine Volvo Parts
- Operator training
- Proactive Monitoring

## LOADED FOR VERSATILITY

- Unique Torque Parallel linkage
- New Rehandling bucket – up to 5% greater productivity
- Fork attachments
- Waste and recycling
- Log handling
- Custom built attachments



# THE OPERATOR'S CHOICE

Operate in comfort from the best cab on the market, the Volvo cab can be equipped with a new adjustable seat. Access the cab safely and effortlessly using the steps and open the door with ease, thanks to the optional remote-control opener.



# Perfect your performance

Built with the customer, for the customer, the L110H and L120H boast a range of features to enhance operator performance. For increased productivity, the Volvo cab can be customized to your preference and additional cameras offer greater visibility.

## Visibility

To enhance visibility, the H-series wheel loaders have new rear-view mirrors and can be equipped with a rear-view camera. Optimized by the radar detect system, which works with the camera to give a visual and audible alert to the operator of unseen on-coming objects. Orange handrails and steps have been placed on the machine, intended to stand out to the operators and maintenance staff.



## Comfort Drive Control

To reduce operator fatigue and improve productivity, Comfort Drive Control can be optionally integrated into your machine. The smart function gives you the opportunity to steer the machine from a small lever – particularly effective for fast-paced truck loading operations.



## Operator training

Increase productivity and reduce fuel consumption by learning how to operate your wheel loader in the most efficient way. Volvo offers operator training, which encompasses the best practices in the industry.



# Maximize your uptime

Offering strength in demanding applications, the L110H and L120H are built to last. Maintain the life of your machines with simple serviceability and proactive dealer support, as well as flexible maintenance and repair plans.

## Durable by design

Designed with durability in mind, the H-series wheel loaders are built with a strong frame structure, ideally-matched to Volvo powertrain. The hydraulically-driven cooling fan regulates component temperature and can be automatically reversed to permit self-cleaning of the cooling units. For long service life, the brakes are outboard mounted and the front and rear axles are cooled by the oil circulation.



## Proactive Monitoring

Keep your machine moving with Proactive Monitoring. Volvo monitors machine health remotely, from our very own Uptime Center, helping to predict potential failures before they occur. This gives you more time to focus on your operation, helping to reduce unplanned downtime and minimize repair costs.



## Here to support you


Maintain productivity and machine uptime with our range of readily available Genuine Volvo Parts, all backed by Volvo warranty. We're here to help you stay on track, offering flexible maintenance and repair plans.



*"After deciding to buy our first Volvo machine, we couldn't be more pleased with the results. Not only is the fuel economy great, more importantly, so is the customer service, which has helped us to keep machine downtime to a minimum."*

**Wade Englesby, Operations Manager, Tervita Metals Recycling (Canada)**





# INDUSTRY LEADING SERVICEABILITY

For simple serviceability, the engine hood is operated electronically. Stay one step ahead and check the condition of your brakes using the brake wear indicators, placed on the wheels. To prevent dirt and moisture from entering components, each has replaceable breather filters, located remotely.

# Volvo L110H, L120H in detail

## Engine

The engine is a straight six cylinder, four stroke, turbo charged diesel engine with direct injection and charge air cooler. The engine meet US Tier 4 final and California Tier 4 final emission requirements and EU Stage IV emission requirements. The engine uses a common rail fuel system controlled by the engine control module (ECM). Engines with ACT (advanced combustion technology) feature split injection and turbocharger with mechanical wastegate. The exhaust after treatment system (EATS) is equipped with a diesel oxidation catalyst (DOC), a diesel particulate filter (DPF) and a SCR system to reduce emissions. Cooled exhaust gas recirculation (EGR) also reduces emissions.

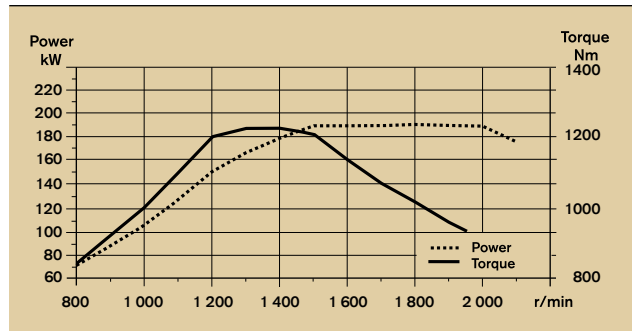
### L110H

Engine	Volvo	D8J
Max. power at	r/min	1 800
SAE J1995 gross	kW	191
	hp	260
ISO 9249, SAE J1349 net	kW	190
	hp	258
Max. torque at	r/min	1 450
SAE J1995 gross	Nm	1 255
ISO 9249, SAE J1349 net	Nm	1 250
Economic working range	r/min	850 - 2 100
Displacement	l	7.8

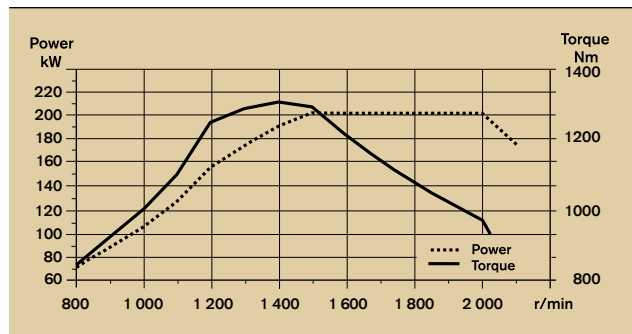
### L120H

Engine	Volvo	D8J
Max. power at	r/min	1 500
SAE J1995 gross	kW	203
	hp	276
ISO 9249, SAE J1349 net	kW	203
	hp	276
Max. torque at	r/min	1 450
SAE J1995 gross	Nm	1 320
ISO 9249, SAE J1349 net	Nm	1 317
Economic working range	r/min	850 - 2 100
Displacement	l	7.8

### L110H



### L120H



## Drivetrain

**Torque converter:** Single-stage.

**Transmission:** Volvo countershaft transmission with single lever control. Fast and smooth shifting of gears with Pulse Width Modulation (PWM) valve.

**Transmission:** Volvo Automatic Power Shift (APS) with fully automatic shifting 1-4 and mode selector with 4 different gear shifting programs, including AUTO. OptiShift transmission is also available as an option.

**Axles:** Volvo fully floating axle shafts with planetary hub reductions and cast steel axle housing. Fixed front axle and oscillating rear axle. % differential lock on the front axle.

		L110H	L120H
Transmission	Volvo	HTE 206C	HTE 206C
Torque multiplication, stall ratio		2.47:1	2.47:1
Maximum speed, forward/reverse			
1st gear	km/h	7	7
2nd gear	km/h	13.5	13.5
3rd gear	km/h	28	28
4th gear	km/h	40	40
Note: 4th gear limited by ECU			
Measured with tires		750/65R25	750/65R25
Front axle/rear axle		AWB 31/ AWB 30	AWB 31/ AWB 30
Rear axle oscillation	± °	13	13
Ground clearance	mm	460	460
at oscillation	°	13	130

## Electrical System

**Central warning system:** Contronic electrical system with central warning light and buzzer for following functions: - Serious engine fault - Low steering system pressure - Over speed warning engine - Interruption in communication (computer fault) Central warning light and buzzer with the gear engaged for the following functions. - Low engine oil pressure - High engine oil temperature - High charge air temperature - Low coolant level - High coolant temperature - High crank case pressure - Low transmission oil pressure - High transmission oil temperature - Low brake pressure - Engaged parking brake - Fault on brake charging - Low hydraulic oil level - High hydraulic oil temperature - Overspeeding in engaged gear - High brake cooling oil temperature front and rear axles.

		L110H	L120H
Voltage	V	24	24
Batteries	V	2 x 12	2 x 12
Battery capacity	Ah	2 x 170	2 x 170
Cold cranking capacity, approx	A	1 000	1 000
Alternator rating	W/A	2 280/80	2 280/80
Starter motor output	kW	5.5	5.5

## Brake System

**Service brake:** Volvo dual-circuit system with nitrogen charged accumulators. Outboard mounted hydraulically operated, fully sealed oil circulation cooled wet disc brakes. The operator can select automatic declutch of the transmission when braking by selecting the setting in the contronics.

**Parking brake:** Dry disc brake. Applied by spring force, electro-hydraulic release with a switch on the instrument panel.

**Secondary brake:** Dual brake circuits with rechargeable accumulators. One circuit or the parking brake fulfills all safety requirements.

**Standard:** The brake system complies with the requirements of ISO 3450.

		L110H	L120H
Number of brake discs per wheel front		1	1
Accumulators	l	3 x 1.0	3 x 1.0



## Cab

**Instrumentation:** All important information is centrally located in the operator's field of vision. Display for Contronic monitoring system.

**Heater and defroster:** Heater coil with filtered fresh air and fan with auto and manual (11 speed) setting. Defroster vents for all window areas.

**Operator's seat:** Operator's seat with adjustable suspension and retractable seatbelt. The seat is mounted on a bracket on the rear cab wall and floor. The forces from the retractable seatbelt are absorbed by the seat rails.

**Standard:** The cab is tested and approved according to ROPS (ISO 3471, SAE J1040), FOPS (ISO 3449). The cab meets with requirements according to ISO 6055 (Operator overhead protection - Industrial trucks) and SAE J386 ("Operator Restraint System").

Refrigerant of the type R134a is used when this machine is equipped with air conditioning. Contains fluorinated greenhouse gas R134a, Global Warming Potential 1.430 t CO<sub>2</sub>-eq.

		L110H	L120H
<b>Emergency exit:</b> Use emergency hammer to break window			
Ventilation	m <sup>3</sup> /min	9	9
Heating capacity	kW	16	16
Air conditioning (optional)	kW	7.5	7.5

## Lift Arm System

Torque Parallel linkage (TP-linkage) with high breakout torque and parallel movement throughout the entire lifting range.

		L110H	L120H
Lift cylinders		2	2
Cylinder bore	mm	150	150
Piston rod diameter	mm	80	80
Stroke	mm	676	676
Tilt cylinder		1	1
Cylinder bore	mm	210	210
Piston rod diameter	mm	110	110
Stroke	mm	412	412

## Hydraulic System

**System supply:** Two load-sensing axial piston pumps with variable displacement. The steering system always has priority.

**Valves:** Double-acting 2-spool valve. The main valve is controlled by a 2-spool pilot valve.

**Lift function:** The valve has four positions; raise, hold, lower and floating position. Inductive/magnetic automatic boom kickout can be switched on and off and is adjustable to any position between maximum reach and full lifting height.

**Tilt function:** The valve has three functions including rollback, hold and dump. Inductive/magnetic automatic tilt can be adjusted to the desired bucket angle.

**Cylinders:** Double-acting cylinders for all functions

**Filter:** Full flow filtration through 10 micron (absolute) filter cartridge.

		L110H	L120H
Working pressure maximum, pump 1 for working hydraulic system	MPa	27.0 ± 0.5	29.0 ± 0.5
Flow	l/min	128	128
at	MPa	10	10
engine speed	r/min	1	1
Working pressure maximum, pump 2 for steering-, brake-, pilot- and working hydraulic system	MPa	29.0 ± 0.5	31.0 ± 0.5
Flow	l/min	128	128
at	MPa	10	10
engine speed	r/min	1	1
Working pressure maximum, pump 3 for brake- and cooling fan system	MPa	21.0 ± 0.5	21.0 ± 0.5
Flow	l/min	33	33
at	MPa	10	10
engine speed	r/min	1	1
Pilot system, working pressure	MPa	3.5	3.5
<b>Cycle times</b>			
Lift	s	5.4	5.4
Tilt	s	2.1	2.1
Lower, empty	s	2.5	2.5
Total cycle time	s	10	10

## Steering System

**Steering system:** Load-sensing hydrostatic articulated steering.

**System supply:** The steering system has priority feed from a load-sensing axial piston pump with variable displacement.

**Steering cylinders:** Two double-acting cylinders.

		L110H	L120H
Steering cylinders		2	2
Cylinder bore	mm	80	80
Rod diameter	mm	50	50
Stroke	mm	486	486
Working pressure	MPa	21	21
Maximum flow	l/min	120	120
Maximum articulation	± °	40	40

## Service Refill

**Service accessibility:** Electrically openable engine hood with large opening angle giving excellent access to the engine compartment.

Fluid filters and component breather air filters promote long service intervals. Possibility to monitor, log and analyze data to facilitate troubleshooting.

		L110H	L120H
Fuel tank	l	270	270
DEF/AdBlue® tank	l	25	25
Engine coolant	l	43	43
Hydraulic oil tank	l	133	133
Transmission oil	l	38	38
Engine oil	l	22	22
Axle oil front	l	36	36
Axle oil rear	l	41	41

## Sound Level

		L110H	L120H
<b>Sound level in cab according to ISO 6396/SAE J2105</b>			
LpA	dB(A)	68	68
<b>External sound level according to ISO 6395/SAE J2104</b>			
LwA	dB(A)	106	106

# Specifications

		L110H		L120H	
Tires 23.5 R25 L3					
		Standard boom	Long boom	Standard boom	Long boom
B	mm	6 480	7 010	6 580	7 070
C	mm	3 200	3 200	3 200	3 200
D	mm	430	430	440	440
F	mm	3 380	3 380	3 380	3 380
G	mm	2 131	2 134	2 132	2 133
J	mm	3 700	4 240	3 760	4 310
K	mm	4 030	4 550	4 100	4 630
O	°	55	54	54	55
P <sub>max</sub>	°	50	46	50	49
R	°	40	41	42	42
R1*	°	44	48	45	50
S	°	66	64	68	64
T	mm	98	89	119	127
U	mm	430	610	450	640
X	mm	2 070	2 070	2 070	2 070
Y	mm	2 670	2 670	2 670	2 670
Z	mm	3 310	3 820	3 340	3 720
a2	mm	5 730	5 730	5 730	5 730
a3	mm	3 060	3 060	3 060	3 060
a4	±°	40	40	40	40
		Standard boom with 3.0 m <sup>3</sup> STE H T bucket Long boom with 2.6 m <sup>3</sup> STE P BOE bucket		Standard boom with 3.3 m <sup>3</sup> STE H T bucket Long boom with 2.6 m <sup>3</sup> STE P BOE bucket	

\* Carry position SAE

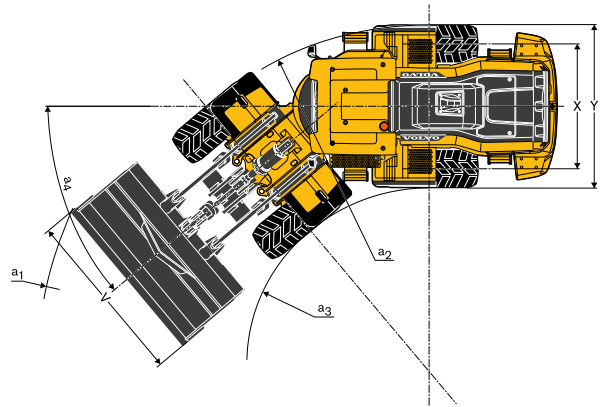
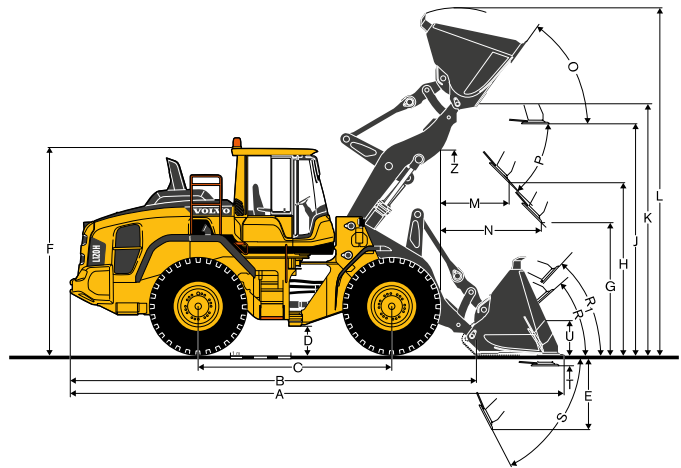
Where applicable, specifications and dimensions are according to ISO 7131, SAE J732, ISO 7546, SAE J742, ISO 14397, SAE J818.

## L110H

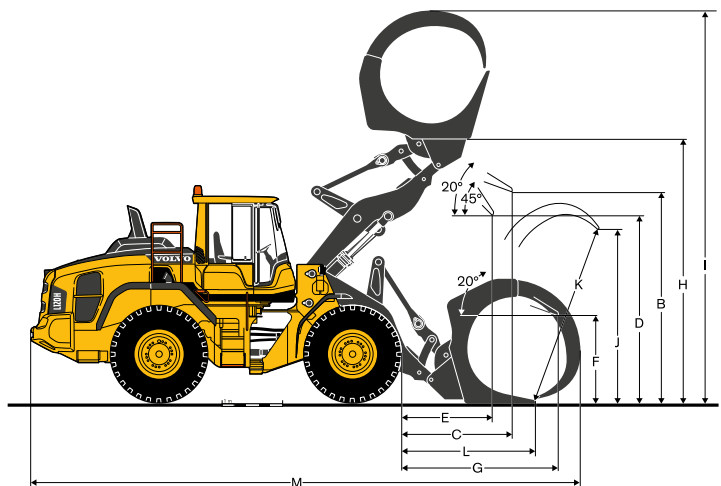
Sales code: WLA80832  
Operating weight  
(incl. logging cw 685 kg): 19 916 kg  
Operating load: 5 850 kg

## L120H

Sales code: WLA80832  
Operating weight  
(incl. logging cw 685 kg): 20 713 kg  
Operating load: 6 400 kg



		L110H	L120H
		Tires: 750/65 R25	Tires: 750/65 R25
A	m <sup>2</sup>	2.4	2.4
B	mm	3 470	3 470
C	mm	1 850	1 850
D	mm	2 850	2 850
E	mm	1 460	1 460
F	mm	1 520	1 520
G	mm	2 720	2 720
H	mm	4 580	4 580
I	mm	6 620	6 620
J	mm	2 790	2 790
K	mm	2 990	2 990
L	mm	2 060	2 060
M	mm	8 770	8 770





# Specifications L110H

## L110H

		REHANDLING*		GENERAL PURPOSE				ROCK**	LIGHT MATERIAL		LONG BOOM***
Tires 23.5R25 XHA2 L3											
		3.5 m³ STE P BOE	3.5 m³ STE H BOE	3.0 m³ STE P T	3.0 m³ STE H T	3.4 m³ STE P BOE	3.4 m³ STE H BOE	2.7 m³ SPN P T SEG	5.5 m³ LM H	9.5 m³ LM H	
Volume, heaped ISO/SAE	m³	3.5	3.5	3.0	3.0	3.4	3.4	2.7	5.5	9.5	
Volume at 110% fill factor	m³	3.9	3.9	3.3	3.3	3.7	3.7	3.0	6.1	10.5	
Static tipping load, straight	kg	13 460	12 780	13 770	13 100	13 350	12 680	13 780	11 980	12 070	-2 540
at 35° turn	kg	11 960	11 330	12 270	11 640	11 860	11 240	12 240	10 550	10 610	-2 330
at full turn	kg	11 520	10 900	11 820	11 210	11 420	10 810	11 780	10 130	10 180	-2 270
Breakout force	kN	162.1	149.8	175.8	161.0	157.7	145.9	143.1	115.0	100.3	
A	mm	7 970	8 080	8 120	8 220	8 010	8 120	8 310	8 500	8 800	510
E	mm	1 220	1 320	1 350	1 450	1 260	1 360	1 510	1 700	1 960	-10
H	mm	2 820	2 750	2 720	2 660	2 790	2 720	2 610	2 420	2 220	510
L	mm	5 440	5 510	5 550	5 610	5 620	5 670	5 550	5 850	6 010	520
M	mm	1 170	1 250	1 260	1 350	1 200	1 280	1 400	1 520	1 730	-30
N	mm	1 710	1 750	1 750	1 800	1 730	1 770	1 810	1 800	1 820	450
V	mm	3 000	3 000	2 880	2 880	2 880	2 880	2 880	3 000	3 400	
a1 clearance circle	mm	12 750	12 800	12 710	12 770	12 660	12 710	12 830	13 060	13 610	440
Operating weight	kg	18 490	18 730	18 360	18 560	18 560	18 760	19 560	19 100	19 320	300

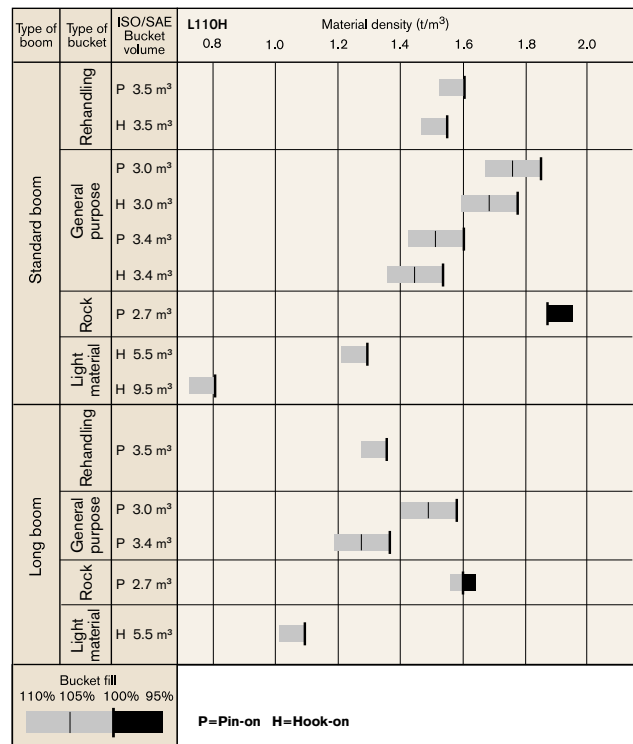
\* Measured with additional rehandling counterweight | \*\* With MICHELIN 23,5R25 XMINE D2 L5 Tire | \*\*\* Based on 3.0 m³ STE H T bucket

### Bucket Selection Chart

The chosen bucket is determined by the density of the material and the expected bucket fill factor. The actual bucket volume is often larger than the rated capacity, due to the features of the TP linkage, including an open bucket design, good rollback angles in all positions and good bucket filling performance. The example represents a standard boom configuration. Example: Sand and gravel. Fill factor ~ 105%. Density 1.6 t/m³. Result: The 3.4 m³ bucket carries 3.6 m³. For optimum stability always consult the bucket selection chart.

Material	Bucket fill, %		Material density, t/m³	ISO/SAE bucket volume, m³	Actual volume, m³
Earth/Clay	~ 110		1.8	3.0	3.3
			1.6	3.4	3.7
Sand/Gravel	~ 105		1.8	3.0	3.2
			1.6	3.4	3.6
Aggregate	~ 100		1.8	3.5	3.5
Rock	≤100		1.7	2.7	2.7

The size of rock buckets is optimized for optimal penetration and filling capability rather than the density of the material.












How to read bucket fill factor

### Supplemental Operating Data

		Standard boom		Long boom
Tires 23.5 R25 L3		23.5 R25 L5	750/65 R25	750/65 R25
Width over tires	mm	30	200	200
Ground clearance	mm	50	±0	±0
Tipping load, full turn	kg	490	430	310
Operating weight	kg	670	640	640

# Specifications L120H






## L120H

Tires 23.5R25 XHA2 L3		REHANDLING*		GENERAL PURPOSE				ROCK**	LIGHT MATERIAL		LONG BOOM***
											
		3.8 m³ STE P BOE	3.8 m³ STE H BOE	3.3 m³ STE P T	3.3 m³ STE H T	3.6 m³ STE P BOE	3.6 m³ STE H BOE	3.0 m³ SPN P T SEG	5.5 m³ LM H	9.5 m³ LM H	
Volume, heaped ISO/SAE	m³	3.8	3.8	3.3	3.3	3.6	3.6	3.0	5.5	9.5	
Volume at 110% fill factor	m³	4.2	4.2	3.6	3.6	4.0	4.0	3.3	6.1	10.5	
Static tipping load, straight	kg	14 360	13 680	14 800	14 450	14 810	14 080	14 860	13 010	13 120	-2 680
at 35° turn	kg	12 710	12 080	13 120	12 790	13 110	12 430	13 160	11 440	11 510	-2 440
at full turn	kg	12 220	11 610	12 630	12 300	12 610	11 950	12 660	10 980	11 040	-2 370
Breakout force	kN	163.7	151.6	189.2	173.5	172.9	159.6	150.6	121.6	106.0	
A	mm	8 140	8 240	8 230	8 340	8 050	8 160	8 390	8 610	8 910	460
E	mm	1 300	1 390	1 380	1 480	1 230	1 330	1 520	1 730	1 990	-20
H	mm	2 840	2 780	2 780	2 700	2 900	2 830	2 690	2 480	2 270	560
L	mm	5 580	5 650	5 700	5 760	5 750	5 820	5 690	5 900	6 070	520
M	mm	1 250	1 330	1 310	1 390	1 190	1 280	1 440	1 560	1 760	-50
N	mm	1 820	1 870	1 840	1 880	1 800	1 840	1 930	1 890	1 910	450
V	mm	3 000	3 000	3 000	3 000	3 000	3 000	2 880	3 000	3 400	
a1 clearance circle	mm	12 840	12 900	12 890	12 950	12 800	12 850	12 890	13 130	13 660	410
Operating weight	kg	19 370	19 590	19 280	19 460	19 420	19 640	20 260	19 900	20 120	240

\* Measured with additional rehandling counterweight | \*\* With MICHELIN 23,5R25 XMINE D2 L5 Tire | \*\*\* Based on 3.0 m³ STE H T bucket

### Bucket Selection Chart

The chosen bucket is determined by the density of the material and the expected bucket fill factor. The actual bucket volume is often larger than the rated capacity, due to the features of the TP linkage, including an open bucket design, good rollback angles in all positions and good bucket filling performance. The example represents a standard boom configuration. Example: Sand and gravel. Fill factor ~ 105%. Density 1.6 t/m³. Result: The 3.4 m³ bucket carries 3.6 m³. For optimum stability always consult the bucket selection chart.

Material	Bucket fill, %		Material density, t/m³	ISO/SAE bucket volume, m³	Actual volume, m³
Earth/Clay	~ 110		1.8	3.3	3.6
			1.6	3.6	3.9
Sand/Gravel	~ 105		1.8	3.3	3.5
			1.6	3.6	3.8
Aggregate	~ 100		1.8	3.8	3.8
Rock	≤100		1.7	3.0	3.0

The size of rock buckets is optimized for optimal penetration and filling capability rather than the density of the material.

Type of boom	Type of bucket	ISO/SAE Bucket volume	Material density (t/m³)								
			0.6	0.8	1.0	1.2	1.4	1.6	1.8		
Standard boom	Rehandling	P 3.8 m³									
		H 3.8 m³									
	General purpose	P 3.3 m³									
		H 3.3 m³									
		P 3.6 m³									
	Rock	P 3.0 m³									
Light material		H 5.5 m³									
	Long boom	Rehandling	P 3.8 m³								
P 3.3 m³											
General purpose		H 3.3 m³									
		P 3.6 m³									
Rock		P 3.0 m³									
Light material	H 5.5 m³										

How to read bucket fill factor

### Supplemental Operating Data

Tires 23.5 R25 L3	Standard boom		Long boom
	23.5 R25 L5	750/65 R25	750/65 R25
Width over tires	mm	30	200
Ground clearance	mm	50	±0
Tipping load, full turn	kg	450	380
Operating weight	kg	670	640



# Equipment

## STANDARD EQUIPMENT

	L110H	L120H
<b>Engine</b>		
Exhaust after-treatment system	•	•
Three stage air cleaner, pre-cleaner, primary and secondary filter	•	•
Indicator for coolant level	•	•
Preheating of induction air	•	•
Fuel pre-filter with water trap	•	•
Fuel filter	•	•
Crankcase breather oil trap	•	•
Exterior radiator air intake protection	•	•
<b>Drivetrain</b>		
Automatic Power Shift	•	•
Fully automatic gearshifting, 1-4	•	•
PWM-controlled gearshifting	•	•
Forward and reverse switch by hydraulic lever console	•	•
Indicator glass for transmission oil level	•	•
Differentials: Front, 100% hydraulic diff lock. Rear, conventional.	•	•
Lock-up first gear	•	•
<b>Electrical System</b>		
24 V, pre-wired for optional accessories	•	•
Alternator 24V/80A/2280W	•	•
Battery disconnect switch	•	•
Fuel gauge	•	•
Hour meter	•	•
Electric horn	•	•
Instrument cluster:		
Fuel level		
Diesel Exhaust Fluid/AdBlue level	•	•
Transmission temperature		
Coolant temperature		
Instrument lighting		
Lighting:		
Twin halogen front headlights with high and low beams		
Parking lights	•	•
Double brake and tail lights		
Turn signals with flashing hazard light function		
Halogen work lights (2 front and 2 rear)		
<b>Contronic Monitoring System</b>		
Monitoring and logging of machine data	•	•
Contronic display	•	•
Fuel consumption	•	•
Diesel Exhaust Fluid/AdBlue consumption	•	•
Ambient temperature	•	•
Clock	•	•
Test function for warning and indicator lights	•	•
Brake test	•	•
Test function, sound level at max fan speed	•	•
Warning and indicator lights:		
Battery charging	•	•
Parking brake		
Warning and display message:		
Regeneration		
Engine coolant temperature		
Charge-air temperature		
Engine oil temperature		
Engine oil pressure		
Transmission oil temperature		
Transmission oil pressure		
Hydraulic oil temperature		
Brake pressure	•	•
Parking brake applied		
Brake charging		
Overspeed at direction change		
Axle oil temperature		
Steering pressure		
Crankcase pressure		
Attachment lock open		
Safety Belt Warning		
Level warnings:		
Fuel level		
Diesel Exhaust Fluid/AdBlue level		
Engine oil level	•	•
Engine coolant level		
Transmission oil level		
Hydraulic oil level		
Washer fluid level		
Engine torque reduction in case of malfunction indication:		
High engine coolant temperature		
High engine oil temperature	•	•
Low engine oil pressure		
High crankcase pressure		
High charge-air temperature		
Engine shutdown to idle in case of malfunction indication:		
High transmission oil temperature	•	•
Slip in transmission clutches		
Keypad, background lit	•	•
Start interlock when gear is engaged	•	•

## STANDARD EQUIPMENT

	L110H	L120H
<b>Hydraulic System</b>		
Main valve, double acting 2-spool with hydraulic pilots	•	•
Variable displacement axial piston pumps (3) for:		
1 Working hydraulics, Pilot hydraulics and Brake system		
2 Working hydraulics, Pilot hydraulics, Steering and Brake system	•	•
3 Cooling fan and Brake system		
Electro-hydraulic servo controls	•	•
Electronic hydraulic lever lock	•	•
Automatic boom kick-out	•	•
Automatic bucket positioner	•	•
Double-acting hydraulic cylinders	•	•
Indicator glass for hydraulic oil level	•	•
Hydraulic oil cooler	•	•
<b>Brake System</b>		
Dual brake circuits	•	•
Dual brake pedals	•	•
Secondary brake system	•	•
Parking brake, electro-hydraulic	•	•
Brake wear indicators	•	•
<b>Cab</b>		
ROPS (ISO 3471), FOPS (ISO 3449)	•	•
Single key kit door/start	•	•
Acoustic inner lining	•	•
Cigarette lighter, 24 V power outlet	•	•
Lockable door	•	•
Cab heating with fresh air inlet and defroster	•	•
Fresh air inlet with two filters	•	•
Automatic heat control	•	•
Floor mat	•	•
Dual interior lights	•	•
Interior rear-view mirrors	•	•
Dual exterior rear-view mirrors	•	•
Sliding window, right side	•	•
Tinted windshield glass	•	•
Retractable seatbelt (SAE J386)	•	•
Adjustable steering wheel	•	•
Storage compartment	•	•
Document pocket	•	•
Sun visor	•	•
Beverage holder	•	•
Windshield washer front and rear	•	•
Windshield wipers front and rear	•	•
Interval function for front and rear wipers	•	•
<b>Service and Maintenance</b>		
Engine oil remote drain and fill	•	•
Transmission oil remote drain and fill	•	•
Lubrication manifolds, ground accessible	•	•
Pressure check connections: transmission and hydraulic, quick-connects	•	•
Tool box, lockable	•	•
<b>External Equipment</b>		
Orange hand rails	•	•
Fenders, front and rear	•	•
Viscous cab mounts	•	•
Rubber engine and transmission mounts	•	•
Frame, joint lock	•	•
Vandalism lock prepared for		
Engine compartment	•	•
Radiator grille"		
Lifting eyes	•	•
Tie-down eyes	•	•
Fabricated counterweight	•	•
Counterweight, pre-drilled for optional guards	•	•

# Equipment

## OPTIONAL EQUIPMENT

	L110H	L120H
<b>Engine</b>		
Air pre-cleaner, cyclone type	•	•
Air pre-cleaner, oil-bath type	•	•
Air pre-cleaner, turbo type	•	•
Engine auto shutdown	•	•
Engine delayed shutdown	•	•
Engine block heater	•	•
Fuel fill strainer	•	•
Fuel heater	•	•
Hand throttle control	•	•
Max. fan speed, hot climate	•	•
Radiator, corrosion-protected	•	•
Reversible cooling fan	•	•
Reversible cooling fan and axle oil cooler	•	•
<b>Tires</b>		
23.5 R25	•	•
750/65 R25	•	•
<b>Electrical System</b>		
Anti-theft device	•	•
Alarm kit, anti-theft function in WECU	•	•
Battery disconnect switch, additional in cab	•	•
Emergency stop	•	•
Locking device, Tag out Lock out	•	•
Headlights, assym. left	•	•
License plate holder, lighting	•	•
Rear view camera, monitor	•	•
Rear view mirrors, el.adjusted and heated	•	•
Rear view mirrors, long arm right	•	•
Rear view mirrors, el.adjusted and heated, long arm right	•	•
Reduced function working lights, reverse gear activated	•	•
Reverse alarm, audible	•	•
Reverse alarm, white noise	•	•
Reverse warning light, strobe lighting	•	•
Shortened headlight support brackets	•	•
Side marker lamps	•	•
Warning beacon LED	•	•
Warning beacon LED automatic	•	•
LED Head Light	•	•
LED tail light	•	•
LED working lights, attachments	•	•
LED working lights on cab, front and rear	•	•
LED working lights on cab, front, 2 alt. 4 LED lamps	•	•
LED working lights on cab, rear, 2 alt. 4 LED lamps	•	•
LED working lights, rear in grille, 2 LED lamps	•	•
LED working lights, front above head lamps, 2 LED lamps	•	•
LED work lights, side on cab, 4 LED lamps	•	•
LED light packages	•	•
Working lights halogen, attachments	•	•
Working lights on cab halogen, front and rear	•	•
Working lights on cab halogen, rear	•	•
Electrical distribution unit 24 volt	•	•
Alternator 120 amp, heavy-duty	•	•
Load Assist	•	•
Radar detect system	•	•
Forward camera, colour	•	•
Parking brake alarm, audible for air susp seats	•	•
Jump start connector, NATO-Type	•	•

## OPTIONAL EQUIPMENT

	L110H	L120H
<b>Hydraulic System</b>		
Boom suspension system	•	•
Separate attachment locking	•	•
Arctic kit, attachment locking hoses	•	•
Boom cylinder hose and tube guards	•	•
Hydraulic fluid, biodegradable, Volvo	•	•
Hydraulic fluid, fire-resistant	•	•
Hydraulic fluid, for hot climate	•	•
Hydraulic 3rd function	•	•
Hydraulic 3rd-4th function	•	•
Hydraulic constant flow control with detent for 3rd function	•	•
Single lever control, hydraulics 2 functions	•	•
Single lever control, hydraulics 3 functions	•	•
Single lever control, hydraulics 4 functions	•	•
<b>Brake System</b>		
Oil cooler and filter front & rear axle	•	•
Stainless steel, brake lines	•	•
<b>Cab</b>		
Anchorage for Operator's manual	•	•
Automatic Climate Control, ACC	•	•
ACC control panel, with Fahrenheit scale	•	•
Asbestos dust protection filter	•	•
Ashtray	•	•
Cab air pre-cleaner, cyclone type	•	•
Carbon filter	•	•
Cover plate, under cab	•	•
Lunch box holder	•	•
Volvo Armrest, operator's seat, left	•	•
Operator's seat, Volvo air susp, heavy-duty, high back, heated	•	•
Operator's seat, (air seat std) 2-point seat belt	•	•
Operator's seat, (air seat std) 3-point seat belt	•	•
Radio installation kit incl. 12 volt outlet, left side	•	•
Radio installation kit incl. 12 volt outlet, right side	•	•
Radio (with AUX, Bluetooth and USB connection)	•	•
Subwoofer	•	•
Steering wheel knob	•	•
Sun blinds, rear windows	•	•
Sun blinds, side windows	•	•
Timer cab heating	•	•
Window, sliding, door	•	•
Universal door/ignition key	•	•
Remote door opener	•	•
Forward view mirror	•	•
Cab heater power outlet 240V	•	•
OptiShift transmission with Lock-up RBB	•	•
Diff lock front 100%, Limited Slip rear	•	•
Speed limiter	•	•
Wheel/axle seal guards	•	•
<b>Service and Maintenance</b>		
Automatic lubrication system	•	•
Automatic lubrication system for long boom	•	•
Grease nipple guards	•	•
Oil sampling valve	•	•
Refill pump for grease to lube system	•	•
Tool kit	•	•
Wheel nut wrench kit	•	•
CareTrack, GSM, GSM/Satellite	•	•
Telematics, Subscription	•	•



**OPTIONAL EQUIPMENT**

	L110H	L120H
<b>Protective Equipment</b>		
Belly guard front	•	•
Belly guard rear	•	•
Cover plate, heavy-duty, front frame	•	•
Cover plate, rear frame	•	•
Cover plate, front/rear axle	•	•
Cab roof, heavy-duty	•	•
Guards for front headlights	•	•
Guards for radiator grill	•	•
Guards for tail lights	•	•
Windows, side and rear guards	•	•
Windshield guard	•	•
Corrosion protection, painting of machine	•	•
Corrosion protection, painting of attachment bracket	•	•
Bucket Teeth protection	•	•
<b>External Equipment</b>		
Cab ladder, rubber-suspended	•	•
Deleted front mudguards & wideners rear	•	•
Fire suppression system	•	•
Mudguards, full cover, rear for 80-series tires	•	•
Mudguards, full cover, rear for 65-series tires	•	•
Long boom	•	•
Tow hitch	•	•

**OPTIONAL EQUIPMENT**

	L110H	L120H
<b>Other Equipment</b>		
CE-marking	•	•
Comfort Drive Control (CDC)	•	•
Counterweight, logging	•	•
Counterweight, signal painted, chevrons	•	•
Secondary steering with automatic test function	•	•
Sound decal, EU	•	•
Sound decal, USA	•	•
Reflecting stickers (decals), machine contour	•	•
Reflecting stickers (stripes), machine contour Cab	•	•
Noise reduction kit, exterior	•	•
Sign, slow moving vehicle	•	•
Sign, 50 km/h	•	•
<b>Attachments</b>		
Buckets:		
Rock straight or spade nose		
General purpose	•	•
Re-handling		
Light material		
Wear parts:		
Bolt-on and weld-on bucket teeth	•	•
Segments		
Cutting edge in three sections, bolt-on		
Fork equipment	•	•
Material handling arm	•	•
Log grapples	•	•

**SELECTION OF VOLVO OPTIONAL EQUIPMENT**

**Additional auxiliary hydraulics**



**Fire suppression system**



**Rehandling counterweight**



**External axle oil cooling**



**LED light packages**



**Long boom**



Not all products are available in all markets. Under our policy of continuous improvement, we reserve the right to change specifications and design without prior notice. The illustrations do not necessarily show the standard version of the machine.

**VOLVO**

**Volvo Construction Equipment**

[www.volvoce.com](http://www.volvoce.com)